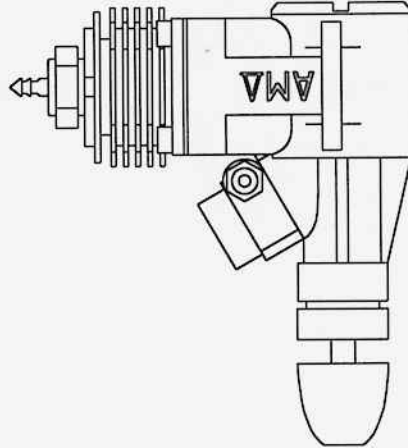




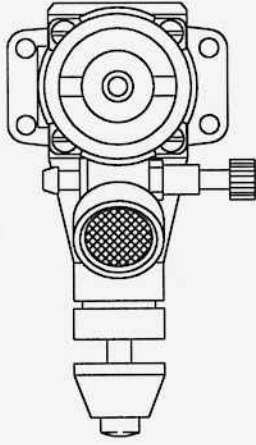
PHOTO OF MODIFIED AME 049 MK II



- MODIFIED ENGINE SHOWN WITH:
- GALBREATH HEAD
  - NELSON GLO PLUG
  - GALBREATH NEEDLE VALVE
  - HOLLOW POINT PROP SPINNER
  - 3x20 MM SKT HEAD PROP SCREW
  - 2x6 MM SKT HEAD CYL HEAD SCREWS
  - VENTURI CAP & SCREEN REMOVED

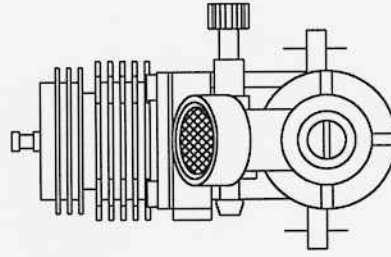
049 SPECIFICATIONS

DISPLACEMENT: .049 CU IN. (.79 CC)  
 BORE: .38 IN. (9.6 MM)  
 STROKE: .40 IN. (10.25 MM)  
 COMP. RATIO: 9.5 - 11.0  
 VOLTAGE: 1.5 VOLTS  
 ENGINE LIFE: NOT LESS THAN 6 HRS  
 WEIGHT: 1.59 OZ (.045 KG)

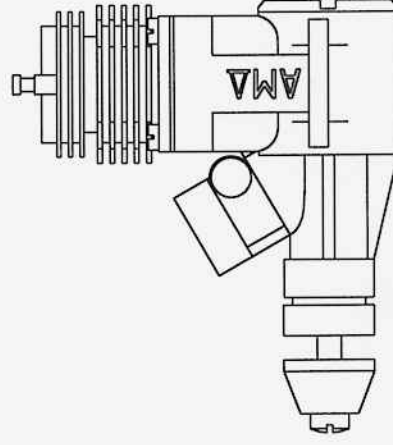


061 SPECIFICATIONS

DISPLACEMENT: .060 CU IN. (.99 CC)  
 BORE: .44 IN. (11.25 MM)  
 STROKE: .40 IN. (10.25 MM)  
 COMP. RATIO: 12.4  
 VOLTAGE: 1.5 VOLTS  
 ENGINE LIFE: NOT LESS THAN 3 HRS  
 WEIGHT: 1.59 OZ (.045 KG)



STOCK ENGINE  
 (MUFFLER NOT SHOWN)



**NORVEL**  
**AME 049 & 061**  
 (MK III & IV SERIES)

SCALE: FULL SIZE  
 AUTOCAD R14 DRAWING BY  
 DON SIMPKINS

INCH